



Will you read to me?

Let's play and talk together

- ❖ Invite your child to choose a favourite picture book.
- ❖ Look at the cover together. Talk about what the story is about.
- ❖ Ask the child to tell you the story as you turn the pages together.
- ❖ Listen as the child recalls the story or talks about the pictures.



A good read-together book



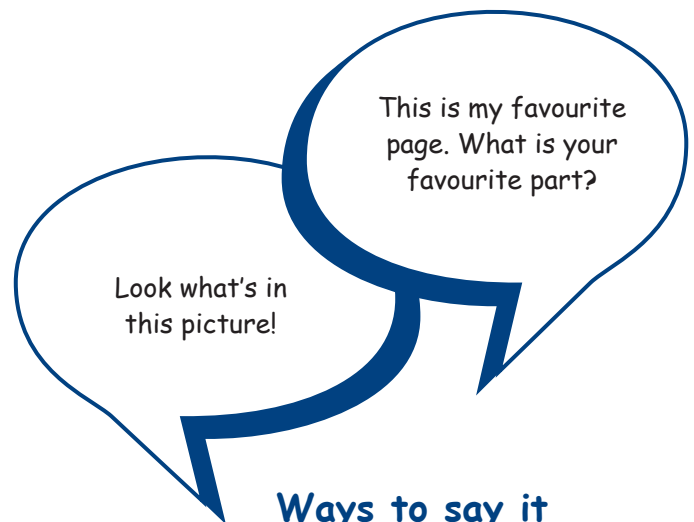
Purple, Green and Yellow by Robert Munsch

You will need a picture book which your child enjoys.

This activity is good for helping children learn to read using picture clues.

Hints for success

- ❖ Talk about why your child chose the book.
- ❖ Help the child use picture clues to remember what the book is about.
- ❖ Accept what the child is able to re-tell without expecting it to be correct.



Ways to say it

More ideas for Will you read to me?

Try this way

- ❖ For very young children (ages 2-3), choose books with simple pictures of familiar objects on each page. Help the child turn the pages. Point to each object and ask, "What's this?" Connect the words with the pictures.
- ❖ For older children (ages 4-5), choose books with words or sentences that are repeated. When the child re-tells the story, join in on the repeated parts to show your enjoyment.
- ❖ Share picture books without words to show your child how to tell a story using only the pictures.



Healthy eating

Make a simple sentence book about what you ate today. Put one sentence on each page:

Today I ate _____.

Then I ate _____.

Next I ate _____.

Read the book together.

Physical activity

Take photos of your child doing different physical actions. Make an "I can..." book with one picture on each page, e.g. "I can run" or "I can stretch" or "I can jump."

Book links

The Very Hungry Caterpillar by Eric Carle
What Colour? by Debbie MacKinnon