



# Draw and talk

## Let's play and talk together

- ❖ Give your child some drawing materials and time to draw freely.
- ❖ Invite your child to talk about the picture when he or she is ready. Listen to the story or explanation, and discuss some of the details.
- ❖ Ask if your child would like to add a few words or a sentence to go with the picture.
- ❖ If your child is interested, write the words next to the picture or on a separate piece of lined paper.
- ❖ Read the words together.
- ❖ Put your child's picture story on display where he or she can see it and share it with others.



## A good read-together book



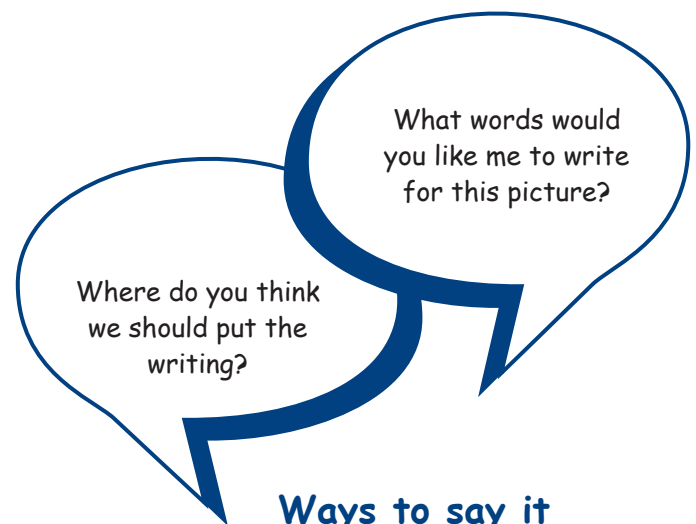
**Bunnies in my Head** by Tricia Tusa

You will need some blank paper, drawing materials, lined paper, and a pencil or marker.

This activity is good for learning how to express ideas with words, recording words in print and making labels.

## Hints for success

- ❖ Wait patiently until your child seems interested in talking about the picture.
- ❖ Check with your child to make sure you understand what he or she wants to say.




## Ways to say it

# More ideas for Draw and talk

## Try this way

- ❖ Play a game with your child in which you share a piece of drawing paper and take turns making parts of a picture together. Talk about what you are doing as you draw, and add to one another's ideas. When you are finished, decide on some words to go with your drawing and write them down.
- ❖ Use sticky notes to help your child label different parts of a picture. Ask your child to suggest the labels, write each one on a separate sticky note, and invite your child to put them where they match the drawing.



## Art

Take your child to a gallery or art show, or look at art in magazines or library books. Point out how artists often give titles to their work. Talk about how the artists might have chosen titles for their pictures. Help your child think of titles for his or her drawings or paintings. Make labels for them and create a home art gallery.

## Book link

**The Dot** by Peter H. Reynolds